

VCI for the entire vehicle lifecycle

VCI (Vehicle Communication Interfaces) in a number of variations are used throughout the entire vehicle lifecycle so a test system can communicate with the vehicle.



(Photo: Softing)

The newly developed VCIs of the VIN-ING product family from Softing take the specific requirements of engineering, manufacturing, and after-sales service into account. Hardware and software components make it possible to integrate the entire diagnostic system on the VCI. This means the VCIs are equipped for the various scenarios of remotely accessing a vehicle.

The use cases along the process chain derive a number of very different requirements for VCIs. In engineering, onboard communication over the various bus systems CAN, LIN, Flexray, and BroadR-Reach is required, alongside diagnostic and calibration functions. Interfaces for reading in data formats such as Autosar and Fibex to describe bus communication have to be provided. In test scenarios, such as road tests, or at test benches, VCIs are used with functions for data-logging, bus analysis, and the simulation of ECUs. To ensure these various demands are met, the optimal solution is for the VCIs to have a modular hardware and software concept.

The requirements made of a VCI in manufacturing are performance, performance, and more performance. This is true both of the effectively parallel communication with lots of ECUs and of the flash programming of ECUs. Fast availability in a WLAN network with good roaming characteristics continues to be essential. State-of-the-art encryption and authentication methods as well as taking the individual demands of the IT infrastructure into demand are obligatory.

In after-sales service the vehicle interfaces are mainly limited to the signals applied at the OBD connector for ISO 1941, CAN, and Ethernet. Various legacy protocols still have to be supported for servicing older vehicles. The VCI also has to be equipped for powerful and secure remote access. This is the basis for current and future diagnostic concepts as well as for software updates without the vehicle having to be taken to the repair shop (Sota).

VIN-ING 1000 was designed as a compact, low-cost VCI for after-market applications. With one to two CAN interfaces as well as K- and L-line, the VCI can be adapted ▶



Figure 1: VIN-ING 1000 - Compact VCI for simple service diagnostics (Photo: Softing)

with different diagnostic connectors using cables. Thanks to the sturdy aluminum housing with protective caps as well as a lockable USB cable, the product is equipped for the tough conditions in the repair shop environment. Communication with the workstation takes place over USB or optionally over Bluetooth. Data pre-processing and protocol handling in the interface ensure fast response times and reliable real-time behavior regardless of the system environment.

Manufacturing and after-sales service

VIN-ING 2000 was developed in response to new demands in the vehicle industry. It is the successor to the tried and tested HSC diagnostic interface and features extensive modifications. With a compact design and WLAN and USB as interfaces to the host system as well as CAN FD, K-line, and Ethernet to the vehicle, the VCI is particularly well suited for future-proof manufacturing and after-sales service applications. Highly integrated, powerful components, and a modular software architecture are the prerequisite for running an MVCI diagnostic server on the VCI and processing stored ODX data. This enables vehicles to be accessed remotely from one tester system in a whole range of mobile applications. With OTX sequences being run on the VCI, entire diagnostic tasks can be processed independently and without a connection to a host system. This makes it possible to realize applications, such as independent programming solutions, actuator diagnostics, and other control tasks, simply and at an acceptable price.

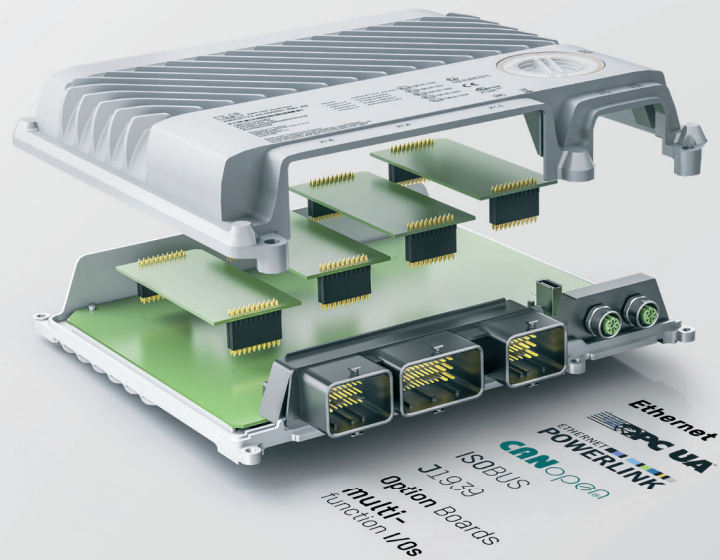
Modular communication platform

With the modular communication platform VIN-ING 3000 you are able to cover the different use cases for developing and testing vehicles. The main board is equipped with a powerful SoC (System on Chip) and a large programmable FPGA module. Using this hardware a fitting IP core can be loaded, supporting CAN FD, Flexray, and other vehicle interfaces. With up to six different slide-in modules, the perfect VCI can be put together to suit the individual use case. All standard vehicle interfaces, such as Classical CAN, CAN FD, K-line, LIN, Sent, Flexray, and BroadR-Reach, are supported. By choosing the appropriate slide-in



YOUR LINK TO THE WORLD OF MODERN AUTOMATION - X90

www.br-automation.com/mobile-automation/



- Scalable hardware platform
- Preprogrammed software components
- 3-times faster development



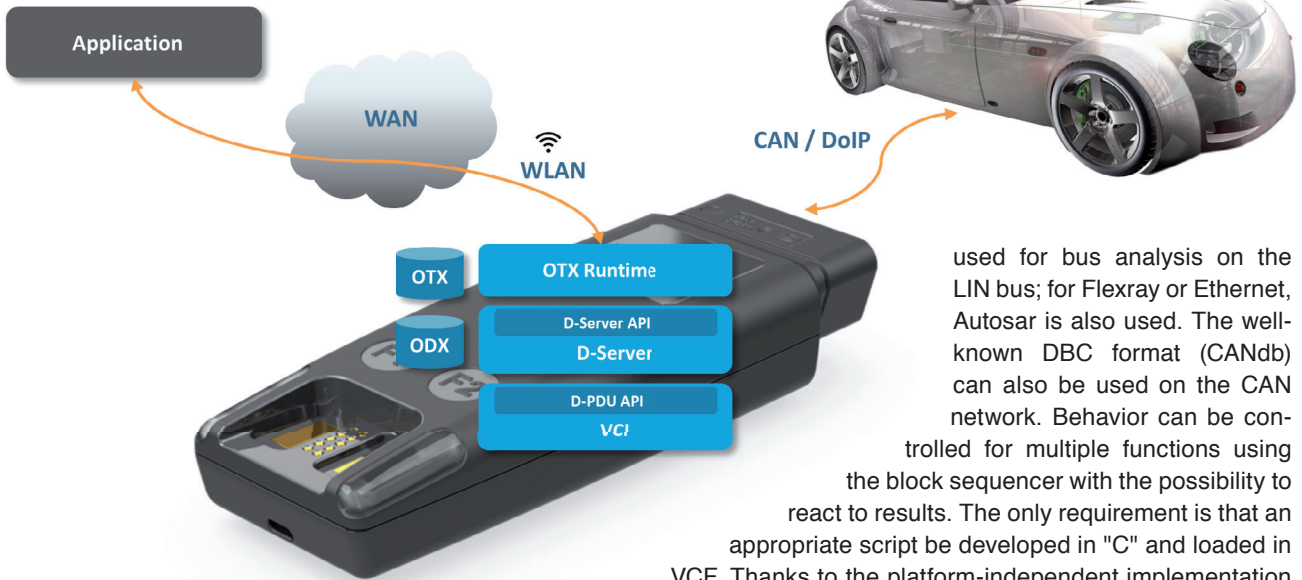


Figure 2: VIN-ING 2000 - VCI with an integrated diagnostic server (Photo: Softing)

modules, up to 24 separate vehicle interfaces in almost any combination are available. The following slide-in modules are available or in preparation:

- ◆ Module 1: CAN + UART
2 x Classical CAN / CAN FD and
2 x UART (K-line/LIN/SENT)
- ◆ Module 2: CAN
4 x Classical CAN / CAN FD
- ◆ Module 3: Automotive Ethernet
2 x Ethernet 10/100/1000 Base-T and
2 x BroadR-Reach
- ◆ Module 4: OBD
2 x Classical CAN / CAN FD, 2 x K-line,
1 x Ethernet 100 Base-T

All modules are equipped with at least two freely usable I/O signals. VIN-ING 3000 is designed for two slide-in modules; six can be installed in VIN-ING 6000.



Figure 3: VIN-ING 3000 and 6000 - Modular VCI system for engineering and testing (Photo: Softing)

Paired with the new VCI Communication Framework (VCF) from Softing, VIN-ING 3000 / 6000 are suited for the use cases during the development of ECUs. The VCF modules for measurement tasks, data-logging, bus analysis, and residual bus simulation can be run parallel to diagnostic communication with a standardized runtime system. Depending on the communication function, the usual configuration methods are available. A2L files compliant with the Asam standard MCD2-MC are usually used for measuring via XCP. The LDF or Fibex format is

used for bus analysis on the LIN bus; for Flexray or Ethernet, Autosar is also used. The well-known DBC format (CANdb) can also be used on the CAN network. Behavior can be controlled for multiple functions using the block sequencer with the possibility to react to results. The only requirement is that an appropriate script be developed in "C" and loaded in VCF. Thanks to the platform-independent implementation of VCF, the software can be used on Windows systems, on Linux, iOS, and Android.

Summary

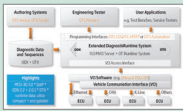
The different requirements in terms of the communication of a test system with the electronic control units of a vehicle can be derived from the use cases shown. The VCIs of the VIN-ING family are a new generation of very powerful communication interfaces which cover the specific requirements of engineering, manufacturing, and after-sales service. The devices have a modular hardware and software architecture as well as standardized data and call interfaces. This means that by adding extra units, the functionality can be extended without the applications having to undergo major adaptation. ◀

Author

Martin Sirch
Softing Automotive Electronics
info.automotive@softing.com
www.automotive.softing.com



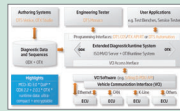
CAN Newsletter Online: Softing



Diagnostic tool **Vehicle diagnostics supports Windows 10**

Release 11 of Softing's Diagnostic Tool Set supports Windows 10 and other current platforms. It takes updated automotive standards into consideration and the maintenance of authoring systems for ODX and OTX.

[Read on](#)



Diagnostic tool set **Complete solution for vehicle diagnostics**

The Release 10 of Softing's Diagnostic Tool Set offers increased performance and an extended simulation engine. The focus is on heavy-duty diesel vehicles, coding of ECU variants, and Diagnostics-over-IP (DoIP). Evaluation packages are available for J1939 and DoIP.

[Read on](#)



Vehicle Communication Interface **For mobile service applications**

With its Bluetooth/USB as interface to the PC and CAN/K-Line as interface to the vehicle the VIN-ING 1000 by Softing qualifies particularly for mobile service applications.

[Read on](#)



Bluetooth interface **For vehicle electronics**

The HSD VCI Interface by Samtec comes with Bluetooth or USB ports to interface with a PC. It also features CAN and K-Line as vehicle interfaces, which makes the product suitable for mobile service applications.

[Read on](#)



Vehicle Communication Interface **Diagnostic interface with two CAN channels**

The interfaces of Softing's VIN-ING family aim to make vehicle communication concepts easy to implement with a hardware design tailored to the task. The VIN-ING 1000 comes with two high-speed CAN channels.


[Read on](#)



Vehicle diagnostics **J1939-73 in heavy-duty diesel vehicles**

Release 9.1 of Softing's (Germany) Diagnostic Tool Set 8 provides full support of Windows 8.1. It also comes with a J1939-73 protocol template for heavy-duty diesel vehicles.

[Read on](#)



NEW FUNCTION LIBRARIES FOR MOTION - MUTING - PRESS



wieland

HELLO SAFETY.

Our samos[®] PRO COMPACT safety controllers set new standards in the field of safe machine automation with maximum performance in the smallest space and provide first-class added value with integrated additional functions in the PLUS version.

- + EXTREMELY COMPACT – ONLY 45 MM HOUSING WIDTH
- + MODULAR EXPANDABLE TO UP TO 116 SAFE INPUTS AND 56 SAFE OUTPUTS
- + IDEAL FOR FLEXIBLE, SAFE AUTOMATION OF SMALL, MEDIUM + LARGE MACHINES + PLANTS



NICE TO MEET U!

Motek

08.10 –
11.10.2018

MOTEK | Stuttgart
HALL 8 . STAND 8417

sps ipc drives

27.11 – 29.11.2018
SPS | Nuremberg
HALL 9 . STAND 340

www.wieland-electric.com